

# JACKSON COUNTY JR. FAIR

## 2020 SHEEP ANIMAL ID HELP SHEET

LISTING OF REQUIRED AND OPTIONAL FIELDS / INFORMATION BY ANIMAL SPECIES

Sheep		
	Breeding	Market
Tattoo:	<i>Required</i>	<i>Required</i>
Breeder Location:	Optional	N/A
RFID Number:	Optional	Optional
Tag (Identifier):	<i>Required - if no other tag, use scrapie #</i>	<i>Required - if no other tag, use scrapie #</i>
Animal Name: Put Animal Description	<i>Required</i>	<i>Required (Put Animal Description)</i>
Breed:	<i>Required</i>	Required
Colors & Markings:	<i>Required</i>	N/A
Sex:	<i>Required</i>	Required
Birthdate:	<i>Required</i>	<i>Required</i>
Animal Age:	<i>Required</i>	Optional
County Raised: (Form Must Be Turned in at Fair)	<i>Required</i>	<i>Required</i>
Breeder Name	<i>Required</i>	<i>Required</i>
Scrapie Flock ID:	<i>Required</i>	<i>Required</i>
Files/Photos of Animal		
County Form: Submit Photo of Exhibitor with Animal	<i>Required</i>	<i>Required</i>
Front of Animal:	<i>Required</i>	<i>Required</i>
Lease:	Optional	Optional
Side of Animal (Both Sides):	<i>Required</i>	<i>Required</i>
2 Tag/Identifier Photos: Submit Photos in which you can see the Tag and/or Scrapie ID	<i>Required</i>	<i>Required</i>
<b>** County Bred Forms Must Be Submitted at Fair Check-In for Market Animals.**</b>		


### 4H ONLINE ANIMAL ID INSTRUCTIONS

All Market animals that will be taken to the fair MUST be identified in [oh.4honline.com](http://oh.4honline.com) by May 20th except Market Poultry, Market Turkeys and Market Rabbits. All Breeding Animals must be entered by the last Monday in June. Please complete the following steps through 4-HOnline to add your Animals' information.

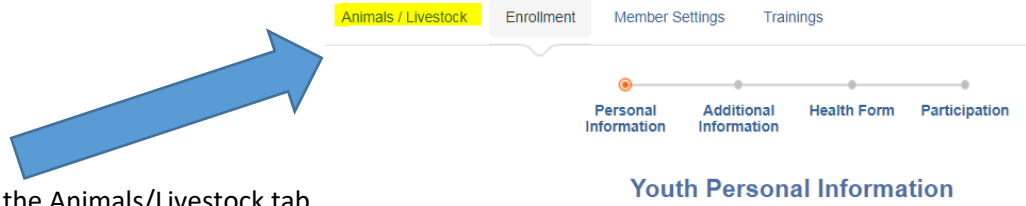
**STEP 1:**

- Log in to [Oh.4honline.com](http://Oh.4honline.com)
- Click "I have a profile"



- To the right of your name, click .

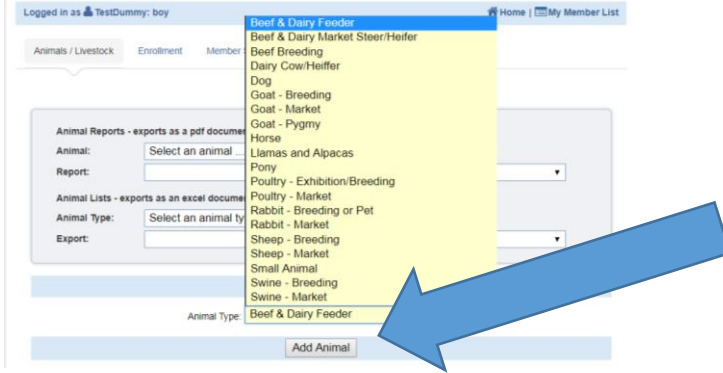
**CONTINUED ON NEXT PAGE:**



- Next, click on the Animals/Livestock tab.

**STEP 2:**

- Select the animal type you want to submit then click “Add Animal”



**STEP 3:**

- Fill in the information – **ALL BOLD FIELDS MUST BE COMPLETED!**
- Add documents and photos of your animal. Click the “Select” button and find the file or photo. (Acceptable file formats include PDF or .jpg)

**STEP 4:**

- **MAKE SURE ALL INFORMATION IS COMPLETE AND ACCURATE! You cannot edit the information once you hit save. If you make a mistake and hit save – you will need to create a duplicate animal to make the correction. In the identifier or tag number field for the duplicate (correct) animal – put an asterisk \* or say “correct one.”**



- After you have made sure everything is complete, click

**\*\* To add additional animals, start at Step 2 and repeat! \*\***

If you happen to find a mistake on an animal that has already been submitted, it cannot be edited by members. You will need to create a new animal with the correct information or you can contact the Extension office and they will make the change only if it is before the deadline. The **ONLY** exemption to this is if an animal tag is lost and replaced.

Species specific requirements can be found at [go.osu.edu/jacksonfair](http://go.osu.edu/jacksonfair)